

Mini-Com® TX6™ PLUS UTP Jack Modules

PANDUIT®

SPECIFICATION SHEET

specifications

Category 6/Class E, 8-position, UTP jack module shall terminate 4-pair, 22 – 26 AWG, 100 ohm unshielded twisted pair cable and shall not require use of a punchdown tool. UTP jack modules shall use a forward motion termination method to optimize performance by maintaining cable pair geometry while eliminating conductor untwist. The termination cap shall be color-coded white to designate Category 6 performance and shall include a universal label coded for T568A and T568B wiring schemes.



technical information

Category 6/Class E channel and component performance:	Exceeds channel requirements of ANSI/TIA-568-C.2 Category 6 and ISO 11801 Class E standards at swept frequencies 1 to 250 MHz Exceeds component requirements of ANSI/TIA-568-C.2 Category 6 and ISO 11801 Class E standards at swept frequencies 1 to 250 MHz
FCC and ANSI compliance:	Meets ANSI/TIA-1096-A contacts plated with 50 microinches of gold for superior performance
IEC compliance:	Meets IEC 60603-7 and IEC 60512-99-001
RoHS compliance:	Compliant
PoE compliance:	Rated for 2500 cycles with IEEE 802.3af / 802.3at and proposed 802.3bt type 3 and type 4
UL rated:	UL 1863 (Use as communications circuit accessory) UL 2043 (Suitable for use in air-handling spaces)
Operating Temperature:	-10°C to 65°C (14°F to 140°F)
Conductor termination range:	Wire cap compatible with 22 – 26 AWG solid or stranded cable with conductor insulation diameters of 0.060 in. max. and overall cable O.D. 0.200 in. to 0.330 in.

key features and benefits

100% performance tested	Confidence that each jack module will deliver the critical electrical performance requirements
Utilizes enhanced Giga-TX™ Technology	Optimizes performance by eliminating conductor untwist and reduces installation time and expense
Modular	UTP jack modules snap in and out of all Mini-Com® Faceplates, Modular Patch Panels and Surface Mount Boxes for easy moves, adds, and changes
Individually serialized	Marked with quality control number for future traceability
RJ45 interface	Industry standard interface provides a quick and easy plug and play connection to RJ45 patch cords; backwards compatible
Identification	Can be clearly identified with optional labels and icons for port identification
Angle termination version available	Side opening allows cable to be terminated to the right or left side of the jack module; ideal for installations that have minimal depth that may not allow standard bend radius practices to be accommodated
Termination tools (optional)	EGJT termination tool ensures conductors are fully terminated by utilizing a smooth forward motion without impact on critical internal components for maximum reliability; TGJT termination tool ideal for high volume installations
Block out device (optional)	Provides a simple and secure method to control access to data ports while not in use
Shuttered version (optional)	Integrated spring shuttered door keeps out dust and debris of unmated RJ45 jack modules automatically

applications

Mini-Com® TX6™ PLUS UTP Jack Modules are a component of the TX6™ PLUS UTP Copper Cabling System. This end-to-end system is interoperable and backwards compatible, providing design flexibility to protect network investments well into the future. With certified performance to the ANSI/TIA-568-C.2 Category 6 and ISO 11801 Class E standards, this system is ideal for today's high performance workstation applications. With certified performance to the ANSI/TIA-568-C.2 Category 6 and ISO 11801 Class E standards, these systems will support the following applications:

- Ethernet 10BASE-T, 100BASE-T (Fast Ethernet), 1000BASE-T (Gigabit Ethernet)
- 155 Mb/s ATM, 622 Mb/s ATM, 1.2 Gb/s ATM
- Token Ring 4/16
- Digital video and broadband/baseband analog video
- Voice over Internet Protocol (VoIP)

www.panduit.com

TX6™ PLUS UTP Copper Cabling Systems

Mini-Com® TX6™ PLUS UTP Jack Modules

Jack module:	CJ688TG*
Shuttered jack module:	CJH688TG*
Right angle jack module:	CJR688TG*

TX6000™ UTP Copper Cable

Plenum:	PUP6004***
Riser:	PUR6004***
LSZH (60332-1):	PUZ6004***
LSZH (60332-3):	PUL6004***
CM:	PUC6004***

Category 6 Performance SD UTP 28 AWG Patch Cords (Dual Rated CM/LSZH)

Feet:	UTP28SP^
Meters:	UTP28SP^^M

TX6™ PLUS UTP Patch Cords

CM (foot lengths):	UTPSP^Y
CM (meter lengths):	UTPSP^^MY
LSZH (meter lengths):	UTPSP^^MY

Mini-Com® Angled Modular Patch Panels

24-port, 1 RU:	CPPLA24WBLY
48-port, 2 RU:	CPPLA48WBLY

Mini-Com® Flat Modular Patch Panels

24-port, 1 RU:	CPPL24WBLY
48-port, 2 RU:	CPPL48WBLY

For additional modular patch panels and punchdown patch panels, visit www.panduit.com

Tools and Accessories

Jack module	
termination tool:	EGJT or TGJT
Wire snipping tool:	CWST
Wire stripping tool:	CJAST
Clear dust cap:	MDC-C
Block out device:	PSL-DCJB-^^^
Phone icons:	CIPIW-C+
Data icons:	CIDIW-C+

*To designate color, add suffix: IW (Off White), replace IW suffix with WH (White), EI (Electric Ivory), WH (White), IG (International Gray), AW (Arctic White), BL (Black), BU (Blue), RD (Red), YL (Yellow), GR (Green), OR (Orange), VL (Violet), BR (Brown), GD (Gold), LB (Light Blue), or PK (Pink).

***To designate color, add suffix BU (Blue) or WH (White). For additional cable colors, contact customer service.

^For lengths 1 to 20 feet (one foot increments) and 25, 30, 35, 40 feet, change the length designation in the part number to the desired length. For standard cable colors other than Off White, add suffix BL (Black), BU (Blue), RD (Red), YL (Yellow), GR (Green), OR (Orange), or VL (Violet). For example, the part number for a blue 15-foot patch cord is UTPSP15BUY.

^^For lengths 1 to 10 meters (one meter increments) and 2.5, 15, 20, 25, 30, 35, 40 meters, change the length designation in the part number to the desired length. For standard cable colors other than Off White, add suffix BL (Black), BU (Blue), RD (Red), YL (Yellow), GR (Green), OR (Orange), or VL (Violet). For example, the part number for a blue 15-meter patch cord is UTPSP15MBUY.

^^^To designate color other than Red, add suffix Black (BL), Blue (BU), Yellow (YL), Green (GR), Orange (OR), Off White (IW) or International Gray (IG) at the end of the part number. 10/package.

•To designate color other than IW (Off White), replace IW with EI (Electric Ivory), IG (International Gray), BL (Black), BU (Blue), RD (Red), YL (Yellow), GR (Green), OR (Orange), or VL (Violet) in the part number. 100/package.

Contact customer service for bulk packaged and/or keyed jack modules and patch cords.

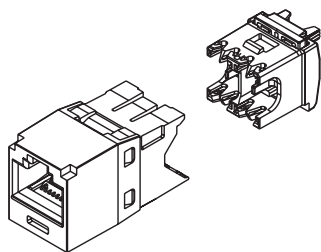
Mini-Com® TX6™ PLUS UTP Jack Modules

test results

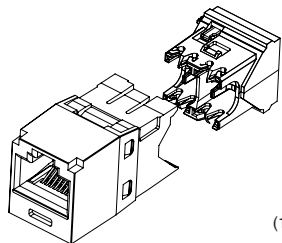
Mechanical Test	Test Method	Measurement	Typical Test Results
Normal Force	—	Load (grams)	> 100
Vibration	IEC 512-6d	Circuit Resistance (mOhms)	< 40
Shock	IEC 512-6c	Contact Disturbance (microseconds)	< 5
Durability	IEC 512-9a	Circuit Resistance (mOhms)	< 40
Mating/Un-mating	IEC 512-13b	Mating Force (N)	< 20
		Un-mating Force (N)	< 20
Termination Cycles	IEC 352	Number of Cycles	>20
Mating Cycles	IEC 60603-7	Number of plug insertions	> 2500

Electrical Test	Test Method	Measurement	Typical Test Results
Low Level Circuit Resistance	IEC 512-2a	Resistance (mOhms)	< 20
Dielectric Withstand Voltage	IEC 512-4a	1000 V, 1 minute	Passed
Insulation Resistance	IEC 512-3a	Resistance (MOhms)	> 500

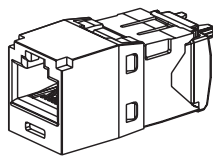
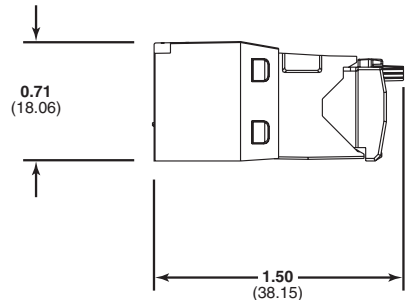
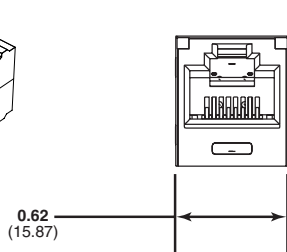
Environmental Test	Test Method	Measurement	Typical Test Results
Temperature Life	IEC 512-9b	Circuit Resistance (mOhms)	< 40
Humidity	IEC 512-11c	Circuit Resistance (mOhms)	< 40
Thermal Shock	IEC 512-11d	Circuit Resistance (mOhms)	< 40
Climatic Sequence	IEC 512-11a	Circuit Resistance (mOhms)	< 40
Flowing Mixed Gas Corrosion	IEC 512-11g	Circuit Resistance (mOhms)	< 40



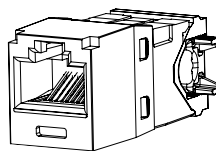
Jack Module and Standard Wire Cap



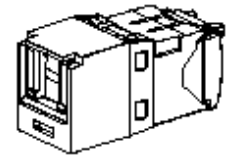
Jack Module and Right Angle Wire Cap



Jack Module



Right Angle Jack Module



Shuttered Jack Module

Dimensions are in inches (Dimensions in parenthesis are metric)

WORLDWIDE SUBSIDIARIES AND SALES OFFICES

PANDUIT CANADA
Markham, Ontario
cs-cdn@panduit.com
Phone: 800.777.3300

PANDUIT EUROPE LTD.
London, UK
cs-emea@panduit.com
Phone: 44.20.8601.7200

PANDUIT SINGAPORE PTE. LTD.
Republic of Singapore
cs-ap@panduit.com
Phone: 65.6305.7575

PANDUIT JAPAN
Tokyo, Japan
cs-japan@panduit.com
Phone: 81.3.6863.6000

PANDUIT LATIN AMERICA
Guadalajara, Mexico
cs-la@panduit.com
Phone: 52.33.3777.6000

PANDUIT AUSTRALIA PTY. LTD.
Victoria, Australia
cs-aus@panduit.com
Phone: 61.3.9794.9020

For a copy of Panduit product warranties, log on to www.panduit.com/warranty

For more information

Visit us at www.panduit.com

Contact Customer Service by email: cs@panduit.com
or by phone: 800.777.3300

PANDUIT®

©2015 Panduit Corp.
ALL RIGHTS RESERVED.
COSP317--WW-ENG
Replaces WW-COSP48
05/2016