

Fluorescent Lamp Changers

Grips Lamp

Applications

- Eliminate the need for climbing ladders and scaffolds.

Features

- Changers securely grip lamps for easy removal.
- Two models to choose from.
- Models for spring-loaded, bi-pin, single-pin, or recessed double contact lamps.



174



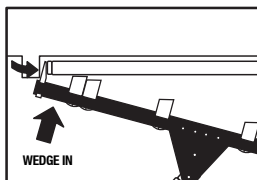
184

	Catalog Number
Lamp Changers	
Complete changer unit for up to 1-1/2"/38.1 mm diameter, 4'/1.2 m lamps that require 90° rotation or axial movement. Includes changer head, four zinc-plated steel pole sections each 24"/609.6 mm long, and starter changer. For T-8, T-10, T-12 single-pin, T-8, T-12 med. bi-pin, and T-10, T-12 recessed double contact lamps.	174
Complete changer unit for 1-11/2"/38.1 mm diameter, spring-loaded lamps up to 8'/2.4 m long. Includes changer head and two-section aluminum telescoping pole extending to 12-1/2'/3.8 m.	184
Accessories and Replacement Parts	
Zinc-plated 2'/0.6 m steel pole section for 174	170-P
Zinc-plated steel changer head only for 174	171-C
Aluminum starter changer only for 174	173-S
Fluorescent changer pull cord only for 174	01540
Yellow driver, five clips, and speed nuts for 184	5274-1743

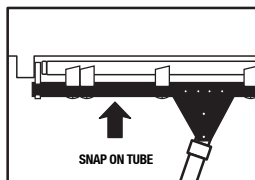
Changing Lamps is Easy With McGill Fluorescent Lamp Changers

1. First, angle changer to wedge yellow driver between lamp and socket. Then snap changer onto tube by rocking changer gently.
2. Next, standing at end of changer, push pole so driver will extract fluorescent lamp out of socket.

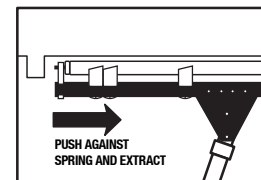
Model #184



Wedge driver between lamp and socket.



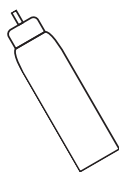
Snap changer onto tube. Rock changer onto lamp.



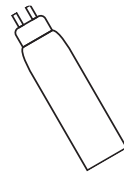
Push against changer spring and extract.

Lamp Identification

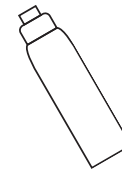
The changers featured on this page accommodate the fluorescent lamps at right.



Single-pin: T-8, T-10, T-12



Medium bi-pin: T-8, T-12



Recessed double contact: T-10, T-12

Incandescent Lamp Changers

Rubber Covered Fingers with Garter Springs

Features

- Rubber covered fingers with garter springs make changing a variety of lamp types simple.
- Hard-to-reach lamps are easily replaced without using ladders or platforms.
- A variety of styles and sizes is available to fit practically all commonly used lamps.
- Models for use with incandescent, mercury, metal halide, and sodium lamps.
- Garter spring grips lamps firmly.
- Lightweight for ease-of-use and convenience.
- Insulated to help protect against shock.
- Changes lamps up to 25'7.6 m height (poles sold separately).



151-CA



153-C

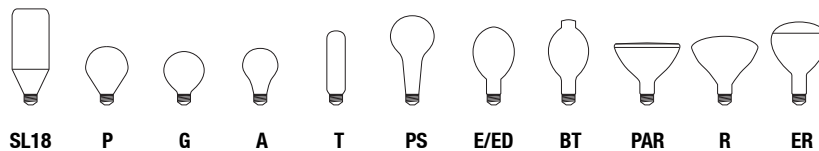


161-C

	Lamp Size ❶	Wattage	Catalog Number
Changer head with angle adjustment ❷	A-15, -17, -19; G-16-1/2, -18-1/2	15-100	150-CA
Changer head with angle adjustment ❷	A-19, -21, -23; P-25; PS-25, -30, -35; FLE-20/T-19 ❸; SL-18 ❸; G-25, -30	25-500 (18 fluorescent ❸)	151-CA
Changer head only	PS-35, -40; G-40, -48	25-500	152-C
Changer head only	PS-52; G-48, -64	750-1500 (incandescent)	153-C
Changer head only	T-16, -18, -20	1000-1500 (incandescent) 400-1000 (mercury)	154-C
Changer head only	R-52, -57	500-1000 (incandescent flood) 400-750 (mercury)	155-C
Changer head only	R-30, -40; PAR-30, -36, -38; ER-30, -40	50-500 (incandescent) 100-175 (mercury)	156-C
Changer head only	E-37; BT-37, -46; ED-37	400-700 (mercury) 400-1000 (metal halide)	158-C
Changer head only	R-60	750 (incandescent) 400 (mercury flood)	159-C
Changer head only	E-21, -23, -23-1/2, -25, -28; ED-23-1/2, -28; BT-28	75-250 (mercury) 175-400 (metal halide) 50-1000 (sodium)	161-C
Changer head only	E-17, -18; ED-17, -18; B-17	50 (mercury) 35-400 (sodium) 70-175 (metal halide)	163-C

Lamp Identification

A lamp designation consists of a letter indicating the shape and a figure to identify the approximate diameter in eighths of an inch. Lamps are measured through their greatest diameter. G-25 lamps are globe shaped with a 3-1/8"/79.5 mm diameter.



- ❶ Lamp size, not wattage, determines proper changer. May not accommodate weight of greater Wattage lamps.
- ❷ Jointed angle adapter for easy removal of horizontally or angle mounted lamps included. Use with small headed units only.
- ❸ Not for use with angle adapter.

Incandescent Lamp Changers

Rubber Suction Cups

Features

- Rubber suction cups make it easy to change lamps where space surrounding bulbs is limited.
- Made of durable synthetic rubber, these changers securely fasten onto lamps and allow for safely changing lamps up to 25' / 7.6 m heights (poles sold separately).
- For lamps with smooth face only.



157-C



162-C



166-C

	Lamp Size ❶	Wattage	Catalog Number
Changer with rubber suction cups	R-40, -52, RB-52	75-1000 (incandescent spot/flood)	157-C
Changer with rubber suction cup	PAR-30, -36, -38	25-150 (incandescent)	162-C
Changer with rubber suction cup	R-20, -30, ER-30, PAR-20	30-75 (incandescent)	166-C

❶ Bulb size, not Wattage, determines changer to be used. Use on smooth surface lamps only.

Lamp Changer Accessories and Replacement Parts

Application

- Lightweight accessories and replacement parts provide a safe and sure way to remove and replace bulbs.

Features


- For use with incandescent lamp changers, these 5'/1.5 m insulated, interchangeable pole sections are designed for quick assembly to desired length. Up to four poles can be securely locked together with spring-loaded buttons.
- Broken lamp base remover has plastic shield designed to catch fragments and help protect user. Fits 160-P lamp changer pole, providing a fully insulated, safe, and sure way to remove bases of broken lamps.



200



9260



160-P

	Catalog Number
Interchangeable, wood insulated steel pole, 5'/1.5 m sections	160-P
Broken lamp base remover for standard and mogul lamp bases	200
Garter springs for 150-CA, 151-CA, 154-C, 161-C changer heads	7013
Garter springs for 152-C, 153-C, 156-C, 158-C changer heads	7014
Garter springs for 155-C and 159-C changer heads	7019
Spring clip and button for lamp changer poles	9260