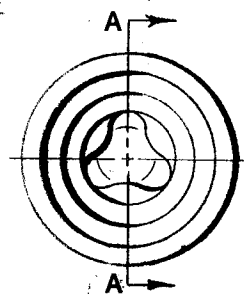
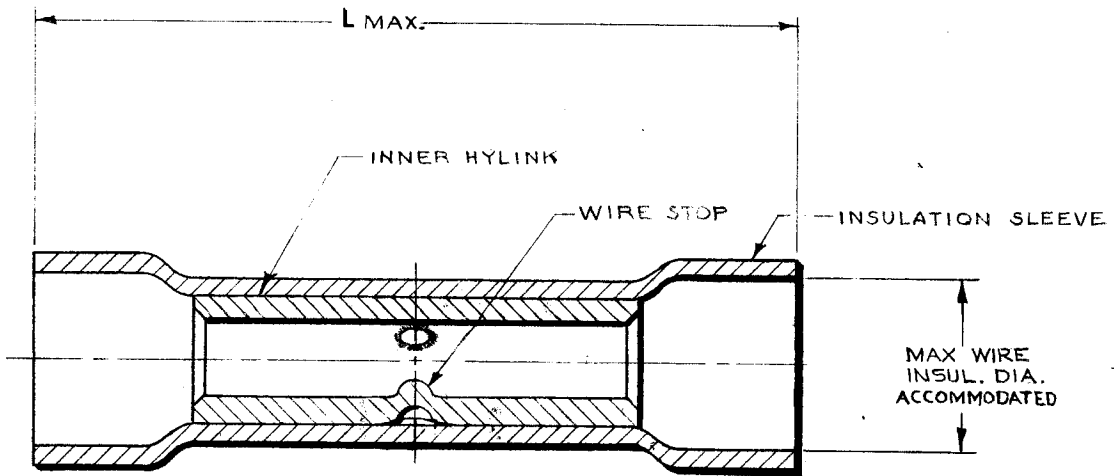


SC62365

SC62365

REV.	DATE	REVISION DESCRIPTION	BY	CHK'D.
1	2/4/67	CHG SHROUD I.D. FROM "H DIA MIN" TO "M MIN WIRE INSULATION DIA". CHG STRIP LENGTH FROM "M" TO "H" (EC34384)	JJ	RT.
2	6-20-67	ADD'D RIGHT & BOTTOM SEE REV. REF. PRINT (EC34868)	RT.	FGM
3	5-8-73	M MAX WIRE INS. DIA. ACCOM. WAS M MIN WIRE INS. DIA. DC775G	ESK	SFP
4	12-7-73	ADDED "UL" SYMBOL (ECT 587)	FG.	SFP
5	12-2-77	SEE REV. REF. PRINT (ECP2645)	CAR	CAR
6	1-27-83	SEE REV. REF. PRINT (ECP3327)	CAR	ADM



UL LISTED
G70 B
WIRE CONNECTOR

MATERIAL:
INNER HYLINK - COPPER ALLOY
INSULATION - POLY-VINYL CHLORIDE
VOLTAGE RATING + 600V. (1000V. IN SIGNS & FIXTURES) TEMP. 105°C

FINISH:
HYLINK - TIN PLATED

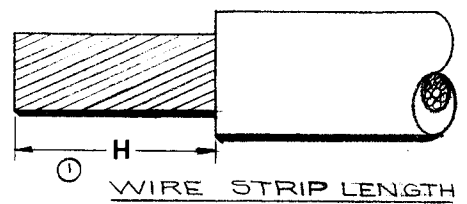
REFERENCE:
FC 61697 - BS-10
FC 61698 - BS-14
FC 61699 - BS-16

SECTION AA

CAT. NO.	L MAX.	H	COLOR CODE	MAX. WIRE INSULATION DIA. ACCOMMODATED
BS10	1.23	21/64"	YELLOW	.260
BS14	1.00	1/4"	BLUE	.180
BS16	1.00	1/4"	RED	.145

SPLICE	ACCOMMODATES CONDUCTOR
BS10	#10 & #12 AWG. STRANDED WIRE
BS14	#14 & #16 AWG. SOLID & STRANDED WIRE
BS16	#16, #18, #20 & #22 AWG. SOLID & STRANDED WIRE

FSCM 09922



VINYLINK

CAT. NO. BS- (TABLE)

DRAWN BY: 9-23-66 CHECKED: SFP 10-4-66

DES. APPROV. Jda 12-8-66

PROD. APPROV.

BURNDY

DRAWING NO. SC62365 REV. 6