

Product datasheet

Characteristics

RUZSC3M

socket RUZ - separate contact - 12 A - < 250 V -
connector - for relay RUMC3..



Main

Range of product	Zelio Relay
Product or component type	Socket
Contact terminal arrangement	Separate
Product compatibility	Plug-in relay RUM (3 C/O)
Shape of pin	Cylindrical
Device short name	RUZ
Sale per indivisible quantity	10

Complementary

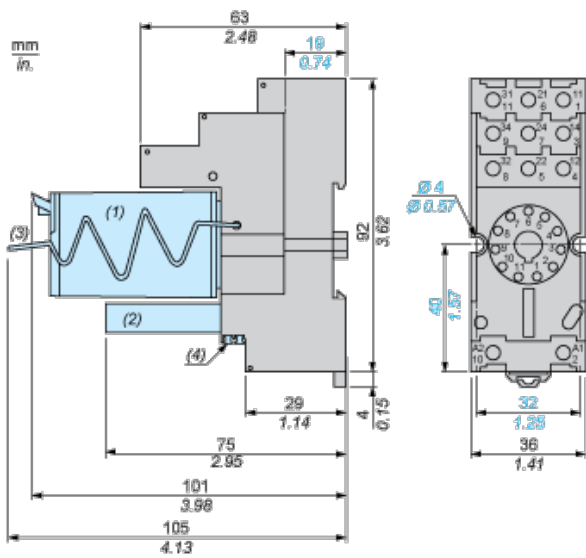
[Ith] conventional free air thermal current	12 A 5 A with bus jumper
[Ue] rated operational voltage	< 250 V
Tightening torque	< 1 N.m (M3.5 screw(s))
Fixing mode	By screw mounting on panel Clip-on mounting on 35 mm symmetrical DIN rail
Marking	CE
Width	36 mm
Product weight	0.1 kg

Environment

connections - terminals	Connector, flexible cable with cable end 1 x 0.25...1 x 2.5 mm ² / AWG 22...AWG 14 Connector, flexible cable with cable end 2 x 0.25...2 x 1 mm ² / AWG 22...AWG 17 Connector, solid cable without cable end 1 x 0.5...1 x 2.5 mm ² / AWG 20...AWG 14 Connector, solid cable without cable end 2 x 0.5...2 x 1.5 mm ² / AWG 20...AWG 16
standards	IEC 61984
product certifications	CSA UL
ambient air temperature for storage	-40...85 °C
ambient air temperature for operation	-40...55 °C
IP degree of protection	IP20 conforming to EN/IEC 60529
dielectric strength	2500 V

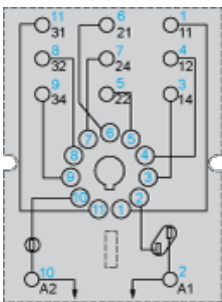
Dimensions

The information provided in this documentation contains general descriptions and/or technical characteristics of the performance of the products contained herein. This documentation is not intended as a substitute for and is not to be used for determining suitability or reliability of these products for specific user applications. It is the duty of any such user or integrator to perform the appropriate and complete risk analysis, evaluation and testing of the products with respect to the relevant specific application or use thereof. Neither Schneider Electric Industries SAS nor any of its affiliates or subsidiaries shall be responsible or liable for misuse of the information contained herein.



- (1) Relays
- (2) Protection module
- (3) Maintaining clamp
- (4) 2 bus jumpers

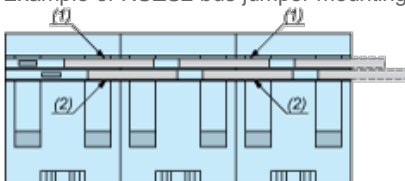
Wiring Diagram



Symbols shown in blue correspond to Nema marking.

Bus Jumpers Mounting on Sockets with Separate Contacts

Example of RUZS2 bus jumper mounting on sockets (view from below)



- (1) 2 bus jumpers (polarity A2)
- (2) 2 bus jumpers (polarity A1)