

# Lay-In NEMA Type I Painted Flat Cover Wireway



## Application

Designed to protect electrical wiring in applications where dust, dirt, oil, and water are not serious problems. All sections and fittings are completely open on one side so wires and cables can be laid in along wireway run. No pulling through of wires or cables prevents damage to insulation that often occurs in a pull-through wiring system. Flat cover design allows for mounting flush with walls or ceilings. Keyhole screw slots on flat covers provide easy access.

An extensive selection of sections and fittings is available in six cross-sectional sizes:

- 2.50 x 2.50 inch (64 x 64mm)
- 3.00 x 3.00 inch (76 x 76mm)
- 4.00 x 4.00 inch (102 x 102mm)
- 6.00 x 6.00 inch (152 x 152mm)
- 8.00 x 8.00 inch (203 x 203mm)
- 10.00 x 10.00 inch (254 x 254mm)
- 12.00 x 12.00 inch (305 x 305mm)

Most cross-sections are available in eight lengths from 12 inches to 120 inches.

## Features

- Flat cover design
- Open top assembly

## Construction

- 16 and 14 gauge pre-painted steel covers and bodies
- Available with or without knockouts
- Keyhole screw slots on flat covers

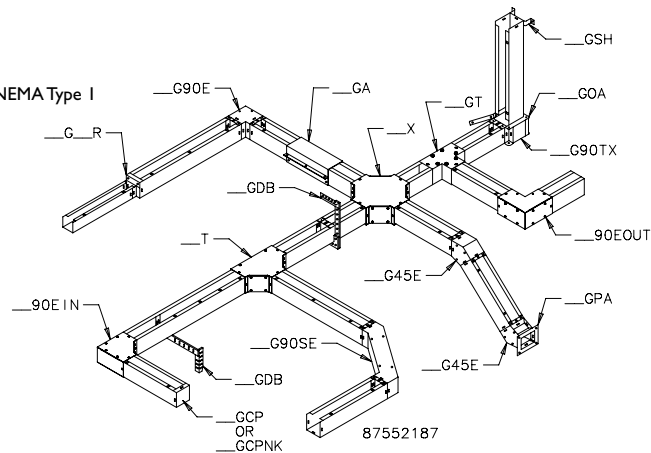
## Finish

ANSI 61 gray polyester powder paint finish inside and out.

## Industry Standards

UL 870, File No. E27524  
NEMA/EEMAC Type I  
cUL CSA C22.2 No. 26, File No. E27524: Type I  
IEC 60529

This drawing illustrates how most of the Hoffman NEMA Type I lay-in wireway sections and fittings could be used in an actual wireway run. The covers have been omitted to present the lay-in feature more clearly. Many different sections and fittings can be combined in any configuration desired.



# Lay-In NEMA Type I Painted Flat Cover Wireway

## Catalog Number Selection Matrix Lay-In NEMA Type I Painted Flat Cover Wireway

Description	inch:	2.50 x 2.50	3.00 X 3.00	4.00 x 4.00	6.00 x 6.00	8.00 x 8.00	10.00 x 10.00	12.00 x 12.00
	mm:	64 x 64	76 X 76	102 x 102	152 x 152	203 x 203	254 x 254	305 x 305
12.00 inch (305mm) Straight Section with knockouts	F22T112GVPWK	—	F44T112GVPWK	F66T112GVPWK	F88T112GVPWK	—	F1212T112GVPWK	
12.00 inch (305mm) Straight Section without knockouts	F22T112GVP	—	F44T112GVP	F66T112GVP	F88T112GVP	F1010T112GVP	F1212T112GVP	
18.00 inch (455mm) Straight Section without knockouts	—	—	F44T118GVP	F66T118GVP	F88T118GVP	—	F1212T118GVPWK	
24.00 inch (610mm) Straight Section with knockouts	F22T124GVPWK	—	F44T124GVPWK	F66T124GVPWK	F88T124GVPWK	—	F1212T124GVPWK	
24.00 inch (610mm) Straight Section without knockouts	F22T124GVP	—	F44T124GVP	F66T124GVP	F88T124GVP	F1010T124GVP	F1212T124GVP	
36.00 inch (914mm) Straight Section with knockouts	F22T136GVPWK	—	F44T136GVPWK	F66T136GVPWK	F88T136GVPWK	—	F1212T136GVPWK	
36.00 inch (914mm) Straight Section without knockouts	F22T136GVP	—	F44T136GVP	F66T136GVP	F88T136GVP	F1010T136GVP	F1212T136GVP	
48.00 inch (1219mm) Straight Section with knockouts	F22T148GVPWK	—	F44T148GVPWK	F66T148GVPWK	F88T148GVPWK	—	F1212T148GVPWK	
48.00 inch (1219mm) Straight Section without knockouts	F22T148GVP	—	F44T148GVP	F66T148GVP	F88T148GVP	F1010T148GVP	F1212T148GVP	
60.00 inch (1524mm) Straight Section with knockouts	F22T160GVPWK	—	F44T160GVPWK	F66T160GVPWK	F88T160GVPWK	—	F1212T160GVPWK	
60.00 inch (1524mm) Straight Section without knockouts	F22T160GVP	F33T160GVP	F44T160GVP	F66T160GVP	F88T160GVP	F1010T160GVP	F1212T160GVP	
72.00 inch (1829mm) Straight Section with knockouts	—	—	F44T172GVPWK	F66T172GVPWK	—	—	—	
72.00 inch (1829mm) Straight Section without knockouts	—	—	F44T172GVP	F66T172GVP	F88T172GVP	F1010T172GVP	—	
120.00 inch (3048mm) Straight Section with knockouts	F22T1120GVPWK	—	F44T1120GVPWK	F66T1120GVPWK	F88T1120GVP	—	—	
120.00 inch (3048mm) Straight Section without knockouts	F22T1120GVP	F33T1120GVP	F44T1120GVP	F66T1120GVP	F88T1120GVP	F1010T1120GVP	F1212T1120GVP	
90° Flush Tee	F22GT	F33GT	F44GT	F66GT	F88GT	F1010GT	F1212GT	
Sweep Tee	F22T	—	F44T	F66T	F88T	F1010T	F1212T	
Cross Fitting	F22X	—	F44X	F66X	F88X	F1010X	F1212X	
90° Sweep Elbow	F22G90SE	—	F44G90SE	F66G90SE	F88G90SE	F1010G90SE	F1212G90SE	
90° Elbow-Tee-Cross	F22G90TX	F33G90TX	F44G90TX	F66G90TX	F88G90TX	F1010G90TX	F1212G90TX	
90° Elbow	F22G90E	F33G90E	F44G90E	F66G90E	F88G90E	F1010G90E	F1212G90E	
90° Elbow Outside Opening	F2290EOUT	—	F4490EOUT	F6690EOUT	F8890EOUT	F101090EOUT	F121290EOUT	
90° Elbow Inside Opening	F2290EIN	—	F4490EIN	F6690EIN	F8890EIN	F101090EIN	F121290EIN	
45° Elbow	F22G45E	F33G45E	F44G45E	F66G45E	F88G45E	F1010G45E	F1212G45E	
Telescope Fitting	F22GA <sup>a</sup>	—	F44GA <sup>a</sup>	F66GA <sup>a</sup>	F88GA <sup>a</sup>	F1010GA <sup>a</sup>	F1212GA <sup>a</sup>	
Open Adapter	F22GOA	—	F44GOA	F66GOA	F88GOA	F1010GOA	F1212GOA	
Panel Adapter	F22GPA	F33GPA	F44GPA	F66GPA	F88GPA	F1010GPA	F1212GPA	
Closure Plate with knockouts	F22GCP	—	F44GCP	F66GCP	F88GCP	F1010GCP	F1212GCP	
Closure Plate without knockouts	F22GCPNK	F33GCPNK	F44GCPNK	F66GCPNK	F88GCPNK	F1010GCPNK	F1212GCPNK	
Reducer	—	F33G22R	F44G22R F44G33R	F66G44R	F88G66R	F1010G88R	F1212G88R F1212G1010R	
Drop and Bracket Hanger	F22GDB	—	F44GDB	F66GDB	F88GDB	F1010GDB	F1212GDB	
Support Hanger	F22GSH	—	F44GSH	F66GSH	F88GSH	F1010GSH	F1212GSH	
Universal U-Connector	F22GUC	F33GUC	F44GUC	F66GUC	F88GUC	F1010GUC	F1212GUC	
Barrier Kit, bolt-on Each barrier 60.00 inch (1524mm)	—	F33BK60	F44BK60	F66BK60	F88BK60	—	—	

<sup>a</sup>Not UL/cUL listed.

See Technical Information chapter or [www.hoffmanonline.com](http://www.hoffmanonline.com) for Wireway Fill Table

# Lay-In NEMA Type I Painted Flat Cover Wireway

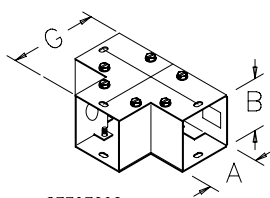
## Straight Section Painted Flat Cover

Catalog Number	A x B x C in.	(mm)	Knockouts
F22T12GVP	2.50 x 2.50 x 12.00	(64 x 64 x 305)	Without knockouts
F22T12GVPWK	2.50 x 2.50 x 12.00	(64 x 64 x 305)	With knockouts
F22T124GVP	2.50 x 2.50 x 24.00	(64 x 64 x 610)	Without knockouts
F22T124GVPWK	2.50 x 2.50 x 24.00	(64 x 64 x 610)	With knockouts
F22T136GVP	2.50 x 2.50 x 36.00	(64 x 64 x 914)	Without knockouts
F22T136GVPWK	2.50 x 2.50 x 36.00	(64 x 64 x 914)	With knockouts
F22T148GVP	2.50 x 2.50 x 48.00	(64 x 64 x 1219)	Without knockouts
F22T148GVPWK	2.50 x 2.50 x 48.00	(64 x 64 x 1219)	With knockouts
F22T160GVP	2.50 x 2.50 x 60.00	(64 x 64 x 1524)	Without knockouts
F22T160GVPWK	2.50 x 2.50 x 60.00	(64 x 64 x 1524)	With knockouts
F22T1120GVP	2.50 x 2.50 x 120.00	(64 x 64 x 3048)	Without knockouts
F22T1120GVPWK	2.50 x 2.50 x 120.00	(64 x 64 x 3048)	With knockouts
F33T160GVP	3.00 x 3.00 x 60.00	(76 x 76 x 1524)	Without knockouts
F33T1120GVP	3.00 x 3.00 x 120.00	(76 x 76 x 3048)	Without knockouts
F44T112GVP	4.00 x 4.00 x 12.00	(102 x 102 x 305)	Without knockouts
F44T112GVPWK	4.00 x 4.00 x 12.00	(102 x 102 x 305)	With knockouts
F44T118GVP	4.00 x 4.00 x 18.00	(102 x 102 x 455)	Without knockouts
F44T124GVP	4.00 x 4.00 x 24.00	(102 x 102 x 610)	Without knockouts
F44T124GVPWK	4.00 x 4.00 x 24.00	(102 x 102 x 610)	With knockouts
F44T136GVP	4.00 x 4.00 x 36.00	(102 x 102 x 914)	Without knockouts
F44T136GVPWK	4.00 x 4.00 x 36.00	(102 x 102 x 914)	With knockouts
F44T148GVP	4.00 x 4.00 x 48.00	(102 x 102 x 1219)	Without knockouts
F44T148GVPWK	4.00 x 4.00 x 48.00	(102 x 102 x 1219)	With knockouts
F44T160GVP	4.00 x 4.00 x 60.00	(102 x 102 x 1524)	Without knockouts
F44T160GVPWK	4.00 x 4.00 x 60.00	(102 x 102 x 1524)	With knockouts
F44T172GVP	4.00 x 4.00 x 72.00	(102 x 102 x 1829)	Without knockouts
F44T172GVPWK	4.00 x 4.00 x 72.00	(102 x 102 x 1829)	With knockouts
F44T1120GVP	4.00 x 4.00 x 120.00	(102 x 102 x 3048)	Without knockouts
F44T1120GVPWK	4.00 x 4.00 x 120.00	(102 x 102 x 3048)	With knockouts
F66T112GVP	6.00 x 6.00 x 12.00	(152 x 152 x 305)	Without knockouts
F66T112GVPWK	6.00 x 6.00 x 12.00	(152 x 152 x 305)	With knockouts
F66T118GVP	6.00 x 6.00 x 18.00	(152 x 152 x 455)	Without knockouts
F66T124GVP	6.00 x 6.00 x 24.00	(152 x 152 x 610)	Without knockouts
F66T124GVPWK	6.00 x 6.00 x 24.00	(152 x 152 x 610)	With knockouts
F66T136GVP	6.00 x 6.00 x 36.00	(152 x 152 x 914)	Without knockouts
F66T136GVPWK	6.00 x 6.00 x 36.00	(152 x 152 x 914)	With knockouts
F66T148GVP	6.00 x 6.00 x 48.00	(152 x 152 x 1219)	Without knockouts
F66T148GVPWK	6.00 x 6.00 x 48.00	(152 x 152 x 1219)	With knockouts

Catalog Number	A x B x C in.	(mm)	Knockouts
F66T160GVP	6.00 x 6.00 x 60.00	(152 x 152 x 1524)	Without knockouts
F66T160GVPWK	6.00 x 6.00 x 60.00	(152 x 152 x 1524)	With knockouts
F66T172GVP	6.00 x 6.00 x 72.00	(152 x 152 x 1829)	Without knockouts
F66T172GVPWK	6.00 x 6.00 x 72.00	(152 x 152 x 1829)	With knockouts
F66T1120GVP	6.00 x 6.00 x 120.00	(152 x 152 x 3048)	Without knockouts
F66T1120GVPWK	6.00 x 6.00 x 120.00	(152 x 152 x 3048)	With knockouts
F88T112GVP	8.00 x 8.00 x 12.00	(203 x 203 x 305)	Without knockouts
F88T112GVPWK	8.00 x 8.00 x 12.00	(203 x 203 x 305)	With knockouts
F88T118GVP	8.00 x 8.00 x 18.00	(203 x 203 x 455)	Without knockouts
F88T124GVP	8.00 x 8.00 x 24.00	(203 x 203 x 610)	Without knockouts
F88T124GVPWK	8.00 x 8.00 x 24.00	(203 x 203 x 610)	With knockouts
F88T136GVP	8.00 x 8.00 x 36.00	(203 x 203 x 914)	Without knockouts
F88T136GVPWK	8.00 x 8.00 x 36.00	(203 x 203 x 914)	With knockouts
F88T148GVP	8.00 x 8.00 x 48.00	(203 x 203 x 1219)	Without knockouts
F88T148GVPWK	8.00 x 8.00 x 48.00	(203 x 203 x 1219)	With knockouts
F88T160GVP	8.00 x 8.00 x 60.00	(203 x 203 x 1524)	Without knockouts
F88T160GVPWK	8.00 x 8.00 x 60.00	(203 x 203 x 1524)	With knockouts
F88T172GVP	8.00 x 8.00 x 72.00	(203 x 203 x 1829)	Without knockouts
F88T1120GVP	8.00 x 8.00 x 120.00	(203 x 203 x 3048)	Without knockouts
F1010T112GVP	10.00 x 10.00 x 12.00	(254 x 254 x 305)	Without knockouts
F1010T124GVP	10.00 x 10.00 x 24.00	(254 x 254 x 610)	Without knockouts
F1010T136GVP	10.00 x 10.00 x 36.00	(254 x 254 x 914)	Without knockouts
F1010T148GVP	10.00 x 10.00 x 48.00	(254 x 254 x 1219)	Without knockouts
F1010T160GVP	10.00 x 10.00 x 60.00	(254 x 254 x 1524)	Without knockouts
F1010T172GVP	10.00 x 10.00 x 72.00	(254 x 254 x 1829)	Without knockouts
F1010T1120GVP	10.00 x 10.00 x 120.00	(254 x 254 x 3048)	Without knockouts
F1212T112GVP	12.00 x 12.00 x 12.00	(305 x 305 x 305)	Without knockouts
F1212T112GVPWK	12.00 x 12.00 x 12.00	(305 x 305 x 305)	With knockouts
F1212T124GVP	12.00 x 12.00 x 24.00	(305 x 305 x 610)	Without knockouts
F1212T124GVPWK	12.00 x 12.00 x 24.00	(305 x 305 x 610)	With knockouts
F1212T136GVP	12.00 x 12.00 x 36.00	(305 x 305 x 914)	Without knockouts
F1212T136GVPWK	12.00 x 12.00 x 36.00	(305 x 305 x 914)	With knockouts
F1212T148GVP	12.00 x 12.00 x 48.00	(305 x 305 x 1219)	Without knockouts
F1212T148GVPWK	12.00 x 12.00 x 48.00	(305 x 305 x 1219)	With knockouts
F1212T160GVP	12.00 x 12.00 x 60.00	(305 x 305 x 1524)	Without knockouts
F1212T160GVPWK	12.00 x 12.00 x 60.00	(305 x 305 x 1524)	With knockouts
F1212T1120GVP	12.00 x 12.00 x 120.00	(305 x 305 x 3048)	Without knockouts

Wireway and Trough

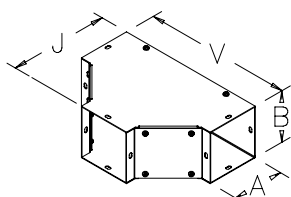
### 90° Flush Tee



87797090

For flush mounting against a vertical or horizontal surface.

### Sweep Tee



For large radius turns. Mounts against vertical or horizontal surfaces. Top and inside covers removable.

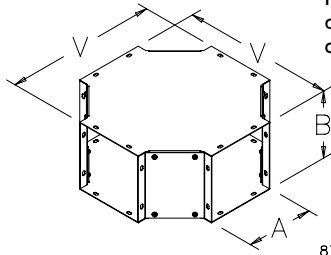
87574005

Catalog Number	A x B in. (mm)	G (in.)	G (mm)
F22GT	2.50 x 2.50 (64 x 64)	4.50	114
F33GT	3.00 x 3.00 (76 x 76)	5.00	127
F44GT	4.00 x 4.00 (102 x 102)	6.00	152
F66GT	6.00 x 6.00 (152 x 152)	8.00	203
F88GT	8.00 x 8.00 (203 x 203)	10.00	254
F1010GT	10.00 x 10.00 (254 x 254)	12.00	305
F1212GT	12.00 x 12.00 (305 x 305)	14.00	356

Catalog Number	A x B in. (mm)	J (in.)	J (mm)	V (in.)	V (mm)
F22T	2.50 x 2.50 (64 x 64)	6.50	165	10.35	263
F44T	4.00 x 4.00 (102 x 102)	8.00	203	11.85	301
F66T	6.00 x 6.00 (152 x 152)	10.00	254	13.85	352
F88T	8.00 x 8.00 (203 x 203)	12.00	305	15.84	402
F1010T	10.00 x 10.00 (254 x 254)	14.00	356	17.84	453
F1212T	12.00 x 12.00 (305 x 305)	16.00	406	19.84	504

# Lay-In NEMA Type I Painted Flat Cover Wireway

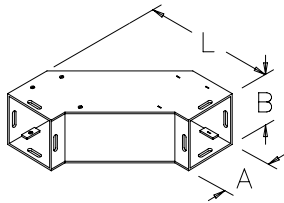
## Cross Fitting



For routing cables in four directions. Top, bottom, and side covers removable.

Catalog Number	A x B in. (mm)	V (in.)	V (mm)
F22X	2.50 x 2.50 (64 x 64)	10.35	263
F44X	4.00 x 4.00 (102 x 102)	11.85	301
F66X	6.00 x 6.00 (152 x 152)	13.85	352
F88X	8.00 x 8.00 (203 x 203)	15.84	402
F1010X	10.00 x 10.00 (254 x 254)	17.84	453
F1212X	12.00 x 12.00 (305 x 305)	19.84	504

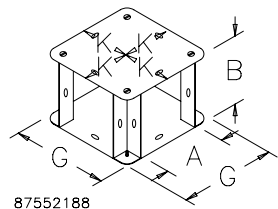
## 90° Sweep Elbow



For large radius turns.

Catalog Number	A x B in. (mm)	L (in.)	L (mm)
F22G90SE	2.50 x 2.50 (64 x 64)	7.91	201
F44G90SE	4.00 x 4.00 (102 x 102)	9.41	239
F66G90SE	6.00 x 6.00 (152 x 152)	11.34	288
F88G90SE	8.00 x 8.00 (203 x 203)	13.44	341
F1010G90SE	10.00 x 10.00 (254 x 254)	15.62	395
F1212G90SE	12.00 x 12.00 (305 x 305)	17.44	443

## 90° Elbow-Tee-Cross



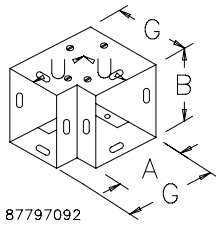
Forms left or right 90° turns. Can be used as a tee or cross. Use with open adapter for cable entrance in top and bottom. Includes two closure plates.

Catalog Number	A x B in. (mm)	G (in.)	G (mm)	K (in.)	K (mm)
F22G90TX	2.50 x 2.50 (64 x 64)	4.50	114	2.25	57
F33G90TX	3.00 x 3.00 (76 x 76)	5.00	127	2.50	64
F44G90TX	4.00 x 4.00 (102 x 102)	6.00	152	3.00	76
F66G90TX	6.00 x 6.00 (152 x 152)	8.00	203	4.00	102
F88G90TX	8.00 x 8.00 (203 x 203)	10.00	254	5.00	127
F1010G90TX	10.00 x 10.00 (254 x 254)	12.00	305	6.00	152
F1212G90TX	12.00 x 12.00 (305 x 305)	14.00	356	7.00	178

# Lay-In NEMA Type I Painted Flat Cover Wireway

Bulletin  
**F40PF**

## 90° Elbow

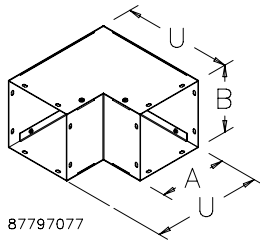


87797092

Any side can be removed, retaining lay-in feature regardless of how the elbow is oriented. Sides are held together with screws.

Catalog Number	A x B in. (mm)	G (in.)	G (mm)
F22G90E	2.50 x 2.50 (64 x 64)	4.50	114
F33G90E	3.00 x 3.00 (76 x 76)	5.00	127
F44G90E	4.00 x 4.00 (102 x 102)	6.00	152
F66G90E	6.00 x 6.00 (152 x 152)	8.00	203
F88G90E	8.00 x 8.00 (203 x 203)	10.00	254
F1010G90E	10.00 x 10.00 (254 x 254)	12.00	305
F1212G90E	12.00 x 12.00 (305 x 305)	14.00	356

## 90° Elbow - Outside Opening

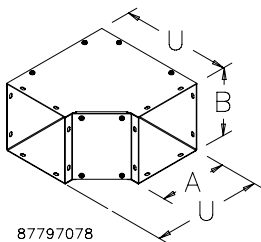


87797077

For continuous run with 90° turns. Top, bottom, and outside covers removable.

Catalog Number	A x B in. (mm)	U (in.)	U (mm)
F2290EOUT	2.50 x 2.50 (64 x 64)	6.50	165
F4490EOUT	4.00 x 4.00 (102 x 102)	8.00	203
F6690EOUT	6.00 x 6.00 (152 x 152)	10.00	254
F8890EOUT	8.00 x 8.00 (203 x 203)	12.00	305
F101090EOUT	10.00 x 10.00 (254 x 254)	14.00	356
F121290EOUT	12.00 x 12.00 (305 x 305)	16.00	406

## 90° Elbow - Inside Opening



87797078

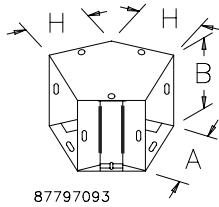
For continuous run with 90° turns. Top and inside covers removable.

Catalog Number	A x B in. (mm)	U (in.)	U (mm)
F2290EIN	2.50 x 2.50 (64 x 64)	6.50	165
F4490EIN	4.00 x 4.00 (102 x 102)	8.00	203
F6690EIN	6.00 x 6.00 (152 x 152)	10.00	254
F8890EIN	8.00 x 8.00 (203 x 203)	12.00	305
F101090EIN	10.00 x 10.00 (254 x 254)	14.00	356
F121290EIN	12.00 x 12.00 (305 x 305)	16.00	406

Wireway and  
Trough

# Lay-In NEMA Type I Painted Flat Cover Wireway

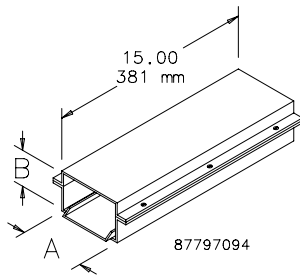
## 45° Elbow



Similar to the 90° elbow in design and function.

Catalog Number	A x C in. (mm)	H (in.)	H (mm)
F22G45E	2.50 x 2.50 (64 x 64)	2.75	70
F33G45E	3.00 x 3.00 (76 x 76)	2.99	76
F44G45E	4.00 x 4.00 (102 x 102)	3.38	86
F66G45E	6.00 x 6.00 (152 x 152)	4.25	108
F88G45E	8.00 x 8.00 (203 x 203)	5.06	129
F1010G45E	10.00 x 10.00 (254 x 254)	6.00	152
F1212G45E	12.00 x 12.00 (305 x 305)	6.75	171

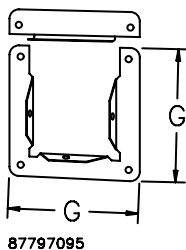
## Telescope Fitting



Length easily adjusts to approximately 12.00 inches (305mm). No cutting or welding required.

Catalog Number	A x B in. (mm)
F22GA	2.50 x 2.50 (64 x 64)
F44GA	4.00 x 4.00 (102 x 102)
F66GA	6.00 x 6.00 (152 x 152)
F88GA	8.00 x 8.00 (203 x 203)
F1010GA	10.00 x 10.00 (254 x 254)
F1212GA	12.00 x 12.00 (305 x 305)

## Open Adapter



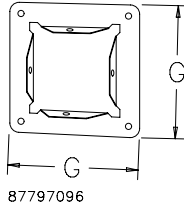
Used with the 90° elbow-tee-cross fitting to permit a run directly up or down.

Catalog Number	G (in.)	G (mm)
F22GOA	4.50	114
F44GOA	6.00	152
F66GOA	8.00	203
F88GOA	10.00	254
F1010GOA	12.00	305
F1212GOA	14.00	356

# Lay-In NEMA Type I Painted Flat Cover Wireway

Bulletin  
**F40PF**

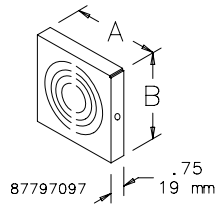
## Panel Adapter



A flanged fitting which allows the wireway to be securely connected to an enclosure.

Catalog Number	G (in.)	G (mm)
F22GPA	4.50	114
F33GPA	5.00	127
F44GPA	6.00	152
F66GPA	8.00	203
F88GPA	10.00	254
F1010GPA	12.00	305
F1212GPA	14.00	356

## Closure Plate

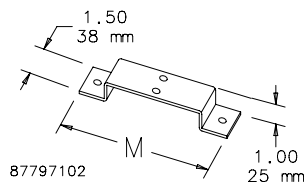


Closes the end of a wireway section or run.

Catalog Number	A x B in. (mm)	Knockouts
F22GCP	2.50 x 2.50 (64 x 64)	With knockouts
F22GCPNK	2.50 x 2.50 (64 x 64)	Without knockouts
F33GCPNK	3.00 x 3.00 (76 x 76)	Without knockouts
F44GCP	4.00 x 4.00 (102 x 102)	With knockouts
F44GCPNK	4.00 x 4.00 (102 x 102)	Without knockouts
F66GCP	6.00 x 6.00 (152 x 152)	With knockouts
F66GCPNK	6.00 x 6.00 (152 x 152)	Without knockouts
F88GCP	8.00 x 8.00 (203 x 203)	With knockouts
F88GCPNK	8.00 x 8.00 (203 x 203)	Without knockouts
F1010GCP	10.00 x 10.00 (254 x 254)	With knockouts
F1010GCPNK	10.00 x 10.00 (254 x 254)	Without knockouts
F1212GCP	12.00 x 12.00 (305 x 305)	With knockouts
F1212GCPNK	12.00 x 12.00 (305 x 305)	Without knockouts

Wireway and Trough

## Support Hanger



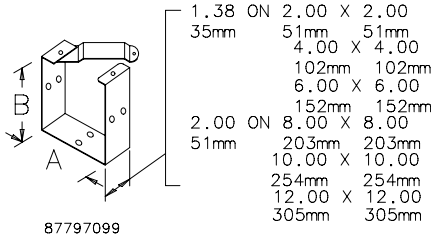
For floor or wall installations.

Catalog Number	M (in.)	M (mm)
F22GSH	4.62	117
F44GSH	6.12	155
F66GSH	8.12	206
F88GSH	10.12	257
F1010GSH	12.12	308
F1212GSH	14.12	359

# Lay-In NEMA Type I Painted Flat Cover Wireway

## Universal U-Connector

Joins wireway sections and fittings. Top swings aside to retain the lay-in feature. One U-connector required at each wireway joint except telescope fittings, panel adapters, open adapters, closure plates, or reducers.



Catalog Number	A x B in. (mm)
F22GUC	2.50 x 2.50 (64 x 64)
F33GUC	3.00 x 3.00 (76 x 76)
F44GUC	4.00 x 4.00 (102 x 102)
F66GUC	6.00 x 6.00 (152 x 152)
F88GUC	8.00 x 8.00 (203 x 203)
F1010GUC	10.00 x 10.00 (254 x 254)
F1212GUC	12.00 x 12.00 (305 x 305)

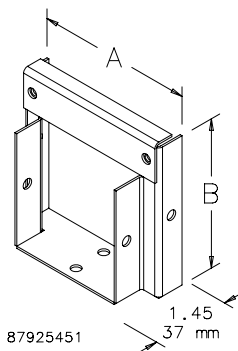
## Barrier Kit, Bolt-On

Divides wireway into two or more compartments. Barriers are fastened to wireway sections with screws. Sealing washers are included.

Catalog Number	A x B in. (mm)	W (in.)	W (mm)
F33BK60	3.00 x 3.00 (76 x 76)	2.00	51
F44BK60	4.00 x 4.00 (102 x 102)	3.00	76
F88BK60	8.00 x 8.00 (203 x 203)	6.00	152
F66BK60	6.00 x 6.00 (152 x 152)	4.50	114

## Reducer

Reduces wireway to a smaller size.



Catalog Number	A x B in. (mm)
F33G22R	3.00 x 3.00 (76 x 76)
F44G22R	4.00 x 4.00 (101 x 101)
F44G33R	4.00 x 4.00 (101 x 101)
F66G44R	6.00 x 6.00 (152 x 152)
F88G66R	8.00 x 8.00 (203 x 203)
F1010G88R	10.00 x 10.00 (254 x 254)
F1212G88R	12.00 x 12.00 (305 x 305)
F1212G1010R	12.00 x 12.00 (305 x 305)